

Black Beret

On Right Rank Honor Guard - on left

White Long
sleeved shirt

VVA Tie

Black Belt

Black
Slacks

Black Leather
Shoes

HONOR GUARD FLAG FOLDING PROTOCOLS FOR FLAG COVERING CASKET

The VVA-1061 Chapter Honor Guard for a Flag Folding ceremony will consist of 6 personnel:

1. Flag Presenter
2. Flag Folder
3. Flag Holder
4. Two Flag Side Holders
5. Player of Taps

Flag Presenter: Stands in front of Veteran's family facing toward the four person flag folding team.

Flag Folder: Stands at end of casket away from Blue Field of flag.

Flag Holder: Stands at head of casket where Blue Field of flag is located.

Flag Side Holders: One guard to middle of flag on each side.

When all personnel are in their proper positions, the Guard member for Taps will commence playing. All honor guard stand at attention and salute the casket/flag when ordered by the Flag Presenter. At end of Taps, Flag Presenter will order Two.

Flag folder and Flag holder only, will then grasp the casket flag by it's four corners, and holding it above the casket, will fold the lower striped section of the flag over the Blue field, the flag is again folded with striped section over the Blue field. This leaves the Blue field showing on top.

At this time, all 4 flag personnel will then tighten their areas of the flag to make it taut.

Flag folder will then start the triangular fold by bringing the striped corner of the folded edge to the open edge of the flag (left to right). The flag's outer point is then turned inward, parallel with the open edge to form a second triangle. The flag folder continues with triangular folding until the entire length of the flag is folded into a triangular shape with only the Blue field visible. The


honor guard holders then stand at attention while Flag folder tucks ends of flag inside flag.

Flag folder, when satisfied with ends tucked, turns to Flag presenter who salutes, when salute dropped, flag holder extends flag to the presenter, then does a "slow salute" and returns to his position. The remaining flag honor guard members form up with the flag folder (2x2).

Flag presenter inspects end of flag and makes any necessary adjustments, when satisfied, stand (or kneel) in front of flag recipient and in solemn manner, presents the flag to the recipient with these words:

On behalf of the President of the United States, (the United States Army, Marine Corps, Navy, Air Force - as appropriate), Vietnam Veterans Chapter 1061, and a grateful Nation, please accept this flag as a symbol of our appreciation for your loved one's honorable and faithful service.

Flag presenter then rises and calls Honor Guard to attention, forward march (goes to rear of the service area), halt, dismissed.



This website is dedicated to the

www.usflag.org

THE FLAG OF THE UNITED STATES OF AMERICA

Site Key:



Click to Listen



Click to Print



Search:

GO

History of the Flag

Historic & Current Flags of America

Patriotic Writings

Special Links

A Salute to Those Who Serve : Past and Present

Frequently Asked Questions

Related Information

Related Links

Home

Flag Folding

As an Army and Navy custom, the flag is lowered daily at the last note of retreat. Special care should be taken that no part of the flag touches the ground. The Flag is then carefully folded into the shape of a tri-cornered hat, emblematic of the hats worn by colonial soldiers during the war for Independence. In the folding, the red and white stripes are finally wrapped into the blue, as the light of day vanishes into the darkness of night.

This custom of special folding is reserved for the United States Flag alone.


How to fold the Flag

Step 1




To properly fold the Flag, begin by holding it waist-high with another person so that its surface is parallel to the ground.

Step 2




Fold the lower half of the stripe section lengthwise **over** the field of stars, holding the bottom and top edges securely.

Step 3



Fold the flag **again** lengthwise with the blue field on the **outside**.

Step 4



Make a triangular fold by bringing the striped corner of the folded edge to meet the open (top) edge of the flag.

Step 5



Turn the outer (end) point inward, parallel to the open edge, to form a second triangle.

Step 6



The triangular folding is continued until the entire length of the flag is folded in this manner.

Step 7



When the flag is completely folded, only a triangular blue field of stars should be visible.

Flag Folding Ceremony

The flag folding ceremony described by the Uniformed Services is a dramatic and uplifting way to honor the flag on special days, like Memorial Day or

Veterans Day, and is sometimes used at retirement ceremonies.

Here is a typical sequence of the reading:

(Begin reading as Honor Guard or Flag Detail is coming forward).

The flag folding ceremony represents the same religious principles on which our country was originally founded. The portion of the flag denoting honor is the canton of blue containing the stars representing the states our veterans served in uniform. The canton field of blue dresses from left to right and is inverted when draped as a pall on a casket of a veteran who has served our country in uniform.

In the Armed Forces of the United States, at the ceremony of retreat the flag is lowered, folded in a triangle fold and kept under watch throughout the night as a tribute to our nation's honored dead. The next morning it is brought out and, at the ceremony of reveille, run aloft as a symbol of our belief in the resurrection of the body.

(Wait for the Honor Guard or Flag Detail to unravel and fold the flag into a quarter fold--resume reading when Honor Guard is standing ready.)

The first fold of our flag is a symbol of life.

The second fold is a symbol of our belief in the eternal life.

The third fold is made in honor and remembrance of the veteran departing our ranks who gave a portion of life for the defense of our country to attain a peace throughout the world.

The fourth fold represents our weaker nature, for as American citizens trusting in God, it is to Him we turn in times of peace as well as in times of war for His divine guidance.

The fifth fold is a tribute to our country, for in the words of Stephen Decatur, "Our country, in dealing with other countries, may she always be right; but it is still our country, right or wrong."

The sixth fold is for where our hearts lie. It is with our heart that we pledge allegiance to the flag of the United States of America, and to the republic for which it stands, one nation, under God, indivisible, with liberty and justice for all.

The seventh fold is a tribute to our Armed Forces, for it is through the Armed Forces that we protect our country and our flag against all her enemies, whether they be found within or without the boundaries of our republic.

The eighth fold is a tribute to the one who entered in to the valley of the shadow of death, that we might see the light of day, and to honor mother, for whom it flies on mother's day.

The ninth fold is a tribute to womanhood; for it has been through their faith, love, loyalty and devotion that the character of the men and women who have made this country great have been molded.

The tenth fold is a tribute to father, for he, too, has given his sons and daughters for the defense of our country since they were first born.

The eleventh fold, in the eyes of a Hebrew citizen, represents the lower portion of the seal of King David and King Solomon, and glorifies, in their eyes, the God of Abraham, Isaac, and Jacob.

The twelfth fold, in the eyes of a Christian citizen, represents an emblem of eternity and glorifies, in their eyes, God the Father, the Son, and Holy Ghost.

When the flag is completely folded, the stars are uppermost, reminding us of our national motto, "In God we Trust."

(Wait for the Honor Guard or Flag Detail to inspect the flag--after the inspection, resume reading.)

After the flag is completely folded and tucked in, it takes on the appearance of a cocked hat, ever reminding us of the soldiers who served under General George Washington and the sailors and marines who served under Captain John Paul Jones who were followed by their comrades and shipmates in the Armed Forces of the United States, preserving for us the rights, privileges, and freedoms we enjoy today.

| The Flag Folding Ceremony above is from the [US Air Force Academy](#) |

About

Access to information regarding the creation of a small business can help people plan wisely and avoid common pitfalls.

That's how we help: we research products, write reviews, and create in-depth guides and how-tos on topics like ideation, marketing, financing, accounting, and human resources.

Categories

Accounting & taxes